

Dear Parents,

Here are some fabulous ideas for helping your children practice their spellings at home!

Please help your child practice their spellings every night in preparation for their weekly spelling test.

Hidden Words

Draw and colour a picture. Hide your spelling words inside your picture.

Show your picture to someone and see if they can find your hidden words!

Silly Sentences

Write silly sentences using a spelling word in each sentence. Make sure you underline your spelling words!

Example: My dog wears a blue and purple dress when he takes a bath.

Backwards Words

Write your spelling words forwards and then backwards. Write neatly!

Example: where erehw

Pyramid Writing

"Pyramid write" your spelling words.
You must write neatly!

*Example: home h
 ho
 hom
 home

Bubble Letters

Write your spelling words in bubble letters. After you write your words in bubble letters, colour your words with a crayon or colored pencil.

Bubble Letters Rock!

Acrostic Poem

Choose one of your spelling words.
Write an acrostic poem for that word.
You must also ILLUSTRATE your poem.

*Example: **F**un in the sky.
 fly **L**aps around clouds.
 Yes! I'm free!

Story, Story

Write a story using ALL of your spelling words. Be sure to underline your spelling words in your paragraph.

You could even type your story like an author!

Riddle Me

Write a riddle for each of your spelling words. Don't forget to add the answers to your riddles.

*Example- I cry when I am hungry. I wear nappies. I am cute and cuddly. What am I?

***Answer - Baby**

Rainbow Write

First write each word in pencil. Then trace over each word three times. **Each time you trace, you must use a DIFFERENT colour crayon.** Trace neatly and you will see a rainbow!

Adding My Words

Each letter has a value.

***Consonants are worth 10.**

***Vowels are worth 5.**

Write your spelling words. Then add up the value of each spelling word.

Example-

said- $10 + 5 + 5 + 10 = 30$

Superman Letter

Your job is to write a creative letter to Superman (or another super hero).

In your letter, you must use each of your spelling words. Be sure to underline your words as you use them.

Spelling Poem

Write a poem using several of your spelling words. Underline the words that you use. Illustrate your poem.

You can write any type of poem that you like. Enjoy!

Connect the Dots

Write ten of your spelling words in dots.

Then connect the dots by tracing over them with a coloured pencil.

Good, Clean Words

Find a countertop or flat surface that can be cleaned easily. Spray a small amount of shaving cream and spread it out.

Write your spelling words in the shaving cream and be sure to clean up afterwards! Make sure you ask an adult first!




Rhyming Words

Write each of your spelling words. Next to each word, write a rhyming word. If necessary, your rhyming word can be a nonsense word (as long as it follows the same spelling pattern).

*Example: cries tries

Code Words

Come up with a code for each letter of the alphabet. Write down your code.

*Example: a=  b=  c= 

Then write your spelling words in code.
You must write the actual spelling word next to the "code word."

Fancy Letters

Write each of your spelling words using fancy letters.

Your letters can have curly-q's or dots, for example. Have fun!

Sign Your Words

Use sign language finger spelling to sign the spelling of your words.

Check out Unity Kid's site

<http://www.unitykid.com/signlanguage.html>

to see animated hands making the letters so you can practice!

Colourful Words

Write each of your spelling words. Write each letter using a different colored pencil!

*Example - colourful

Secret Agent Words

Number the alphabet from 1-26.

Example: a=1, b=2, c=3, d=4, etc.

Then convert your words to a
number code.

You must write the actual spelling word next
to the "code word."

Back Writing

Use your finger to spell out each of your
spelling words, one letter at a time, on
your mum or dad's back.

Then it's YOUR turn to try to
FEEL and spell!

Magazine Words

Use an old magazine and find
your words (or the letters
that make up your word).

Cut them out and glue on your
paper.

Match-Up

Write each of your words on two different
pieces of card. Turn all the cards face down
and mix them up. Lay out your cards in rows)
and flip over two cards at a time. Read each
card aloud to see if they match. Keep them if
they match or flip over and try again!

Word Search

Make a word search puzzle using your spelling words.

Use the Discovery School's online Puzzle Maker

<http://www.puzzlemaker.com>.

Then find your words!

Practice Test

Take a practice test. Have your Mom or Dad ask you to spell your spelling words.

Write them on a list. Check your practice test and correct any missed words. *This would be an especially good activity to complete the night before a test!*

Make Some Music

Write a song or rap that includes your words!

Share with a friend or family member.

Newsy Words

Use old magazines, catalogs, or newspapers to cut out letters.

Glue the letters down on a piece of paper to spell your words.

**Helpful Hint:* Cut out lots of extra letters. Store them in a Ziploc bag for future use. This is a huge timesaver!